

FAQs

Version 2010 or higher

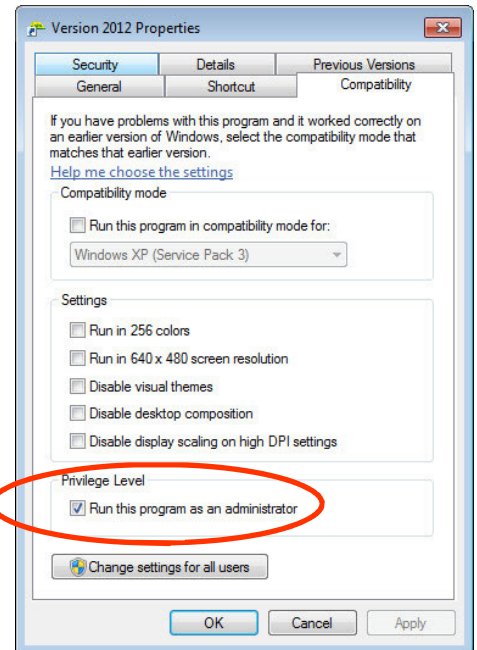
Windows Vista and Windows 7 Setup

Farm Works™ will work with Microsoft® Windows® 7 and Windows Vista. However, you will need to configure the computer after the program is installed for it to work correctly. This can be accomplished in a couple of ways.

OPTION 1: Set the program to run as an administrator

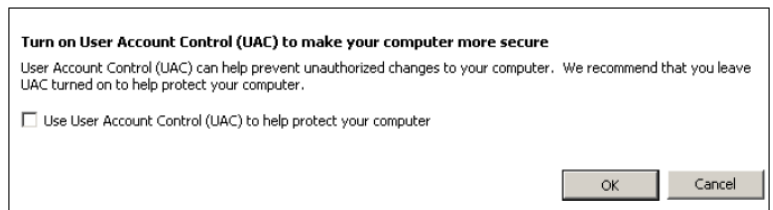
1. Right-click on the Farm Works icon.
2. Choose **Properties**
3. Go to the Compatibility Tab.
4. Mark the box for "Run this program as an administrator".
5. Click **OK** and restart the computer.

Note: When choosing this option, the computer will "prompt you for permission" to run the program each time you start Farm Works.



OPTION 2: Completely disable user accounts on the computer





1. Go to the Control Panel by clicking on the **Start** menu.
2. Select "User Accounts".
3. Choose the option for "Turn User Control On/Off"
4. Uncheck the option for "Use User Account Control..."
5. Click **OK** and restart the computer.



Note: Microsoft recommends you keep this new security feature on. Be aware that you are removing a level of protection by disabling User Account Control alerts, and you will also be disabling Internet Explorer's "protected mode."

Farm Works Information Management
A Division of Trimble
P.O. Box 250
Hamilton, IN 46742
USA
www.farmworks.com



 +1 800-282-4103
 +1 888-309-4990
 +44 1786-465100
 +1 260-488-3492

