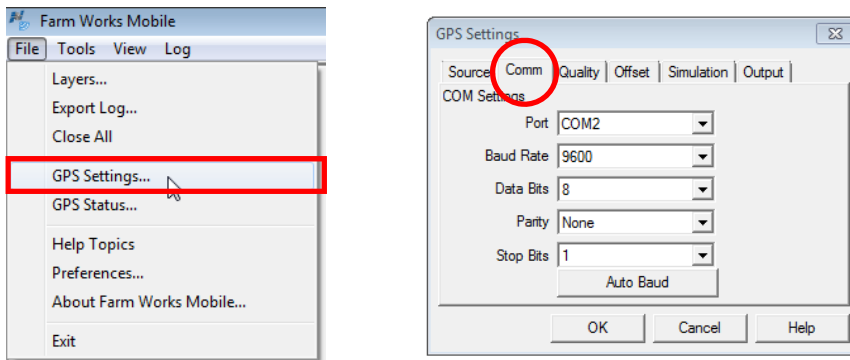


FAQs

Com Port and Baud Rate for Mobile Computers

Below shows the com port and baud rate selection when using Farm Works™ Mobile software with a Trimble® mobile computer. To change these settings within Farm Works Mobile, go to **File** and select **GPS Settings**.

Farm Works Mobile GPS Settings







Baud Rates and Com Ports for Trimble Mobile Computers

Mobile Computer	Com Port	Baud Rate
Juno 3/S	Com 4	4800
Juno T41	Com 2	38400
Nomad 800/900	Com 2	9600
Yuma	Com 2	9600
Yuma 2	Com 3	9600
Geo XT	Com 2	57600

This document is for informational purposes only and is not a legally binding agreement or offer. Trimble makes no warranties and assumes no obligations or liabilities hereunder.

Farm Works Information Management
A Division of Trimble
P.O. Box 250
Hamilton, IN 46742
USA
www.farmworks.com



 +1 800-282-4103
 +1 888-309-4990
 +44 1786-465100
 +1 260-488-3492

